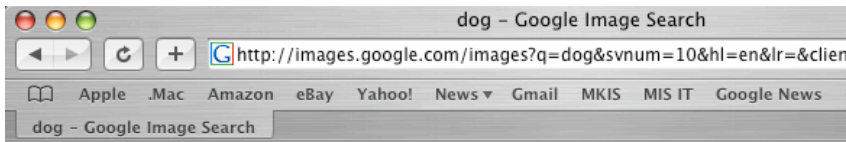


Saving Pictures from the Internet

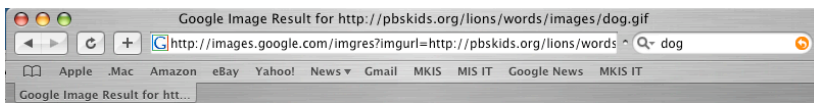
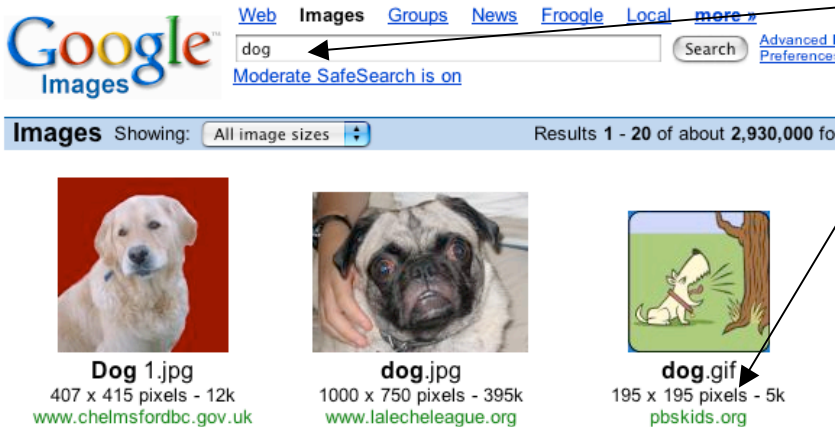


Step 1:

Search for your image online.

This is where you can check the size of your picture. A good quality picture will be over 500x500 pixels.


Click on the picture you like.



Step 2:

Click on the picture **one more time** to “see the full size image.”

After completing step 3, use the bottom half of this page to find the rest of your source information.



Step 3:

This is what your page should look like to get the full size picture and the proper source for your image.

Now, you can drag the picture to your desktop to save it.

Make sure to note the website address of the picture (this is what you need to cite your source).